



Cinghie di ricambio
in kevlar e gomma



MITSUBISHI

5

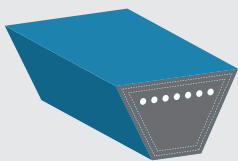
FORESTAL GARDEN

RICAMBI E ACCESSORI PER GIARDINAGGIO, BOSCO E OFFICINA

DO NOT
INTO MC
TF
BEFORE
THAT MA
DO NOT
DISCHAF
CATCHER

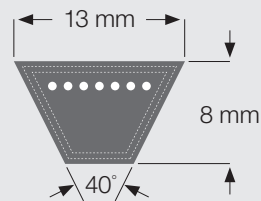
Ricambi adattabili: marchi, modelli e codici OEM hanno scopo puramente indicativo

Cinghie trapezoidali in Kevlar  **MITSUBISHI**



Tipo
A

Sezione
4L

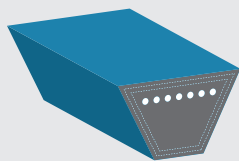


Tipo	Sviluppo esterno pollici	Sviluppo esterno mm	S. interno mm	S. primitivo mm	Codice
A20	1/2"x22"	558	508	538	R304731
A21	1/2"x23"	585	535	565	R304732
A22	1/2"x24"	610	560	590	R304733
A23	1/2"x25"	635	585	615	R304734
A24	1/2"x26"	660	610	640	R304735
A25	1/2"x27"	680	630	660	R304736
A26	1/2"x28"	710	660	690	R304737
A27	1/2"x29"	736	686	716	R304738
A28	1/2"x30"	760	710	740	R304739
A29	1/2"x31"	780	730	760	R304740
A30	1/2"x32"	817	767	797	R304741
A31	1/2"x33"	837	787	817	R304742
A32	1/2"x34"	863	813	843	R304743
A33	1/2"x35"	888	838	868	R304744
A34	1/2"x36"	914	864	894	R304745
A35	1/2"x37"	939	889	919	R304746
A36	1/2"x38"	964	914	944	R304747
A37	1/2"x39"	990	940	970	R304748
A38	1/2"x40"	1015	965	995	R304749
A39	1/2"x41"	1040	990	1020	R304750
A40	1/2"x42"	1066	1016	1046	R304751
A41	1/2"x43"	1091	1041	1071	R304752
A42	1/2"x44"	1110	1060	1090	R304753
A43	1/2"x45"	1150	1100	1130	R304754
A44	1/2"x46"	1170	1120	1150	R304755
A45	1/2"x47"	1193	1143	1173	R304756
A46	1/2"x48"	1218	1168	1198	R304757
A47	1/2"x49"	1250	1200	1230	R304758
A48	1/2"x50"	1270	1220	1250	R304759
A49	1/2"x51"	1300	1250	1280	R304760
A50	1/2"x52"	1320	1270	1300	R304761
A51	1/2"x53"	1350	1300	1330	R304762
A52	1/2"x54"	1370	1320	1350	R304763
A53	1/2"x55"	1400	1350	1380	R304764
A54	1/2"x56"	1425	1375	1405	R304765
A55	1/2"x57"	1450	1400	1430	R304766
A56	1/2"x58"	1472	1422	1452	R304767
A57	1/2"x59"	1500	1450	1480	R304768
A58	1/2"x60"	1525	1475	1505	R304769
A59	1/2"x61"	1550	1500	1530	R304770
A60	1/2"x62"	1575	1525	1555	R304771
A61	1/2"x63"	1600	1550	1580	R304772

Tipo	Sviluppo esterno pollici	Sviluppo esterno mm	S. interno mm	S. primitivo mm	Codice
A62	1/2"x64"	1625	1575	1605	R304773
A63	1/2"x65"	1650	1600	1630	R304774
A64	1/2"x66"	1675	1625	1655	R304775
A65	1/2"x67"	1700	1650	1680	R304776
A66	1/2"x68"	1726	1676	1706	R304777
A67	1/2"x69"	1750	1700	1730	R304778
A68	1/2"x70"	1775	1725	1755	R304779
A69	1/2"x71"	1800	1750	1780	R304780
A70	1/2"x72"	1825	1775	1805	R304781
A71	1/2"x73"	1850	1800	1830	R304782
A72	1/2"x74"	1875	1825	1855	R304783
A73	1/2"x75"	1904	1854	1884	R304784
A74	1/2"x76"	1930	1880	1910	R304785
A75	1/2"x77"	1950	1900	1930	R304786
A76	1/2"x78"	1980	1930	1960	R304787
A77	1/2"x79"	2006	1956	1986	R304788
A78	1/2"x80"	2030	1980	2010	R304789
A79	1/2"x81"	2050	2000	2030	R304790
A80	1/2"x82"	2082	2032	2062	R304791
A81	1/2"x83"	2110	2060	2090	R304792
A82	1/2"x84"	2133	2083	2113	R304793
A83	1/2"x85"	2160	2110	2140	R304794
A84	1/2"x86"	2184	2134	2164	R304795
A85	1/2"x87"	2210	2160	2190	R304796
A86	1/2"x88"	2230	2180	2210	R304797
A87	1/2"x89"	2260	2210	2240	R304798
A88	1/2"x90"	2290	2240	2270	R304799
A89	1/2"x91"	2310	2260	2290	R304800
A90	1/2"x92"	2336	2286	2316	R304801
A91	1/2"x93"	2360	2310	2340	R304802
A92	1/2"x94"	2387	2337	2367	R304803
A93	1/2"x95"	2410	2360	2390	R304804
A94	1/2"x96"	2438	2388	2418	R304805
A95	1/2"x97"	2463	2413	2443	R304806
A96	1/2"x98"	2488	2438	2468	R304807
A97	1/2"x99"	2514	2464	2494	R304808
A98	1/2"x100"	2550	2500	2530	R304809

Ricambi adattabili: marchi, modelli e codici OEM hanno scopo puramente indicativo

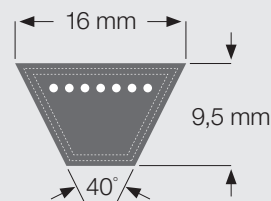
Cinghie trapezoidali in Kevlar  **MITSUBOSHI**



5/8"

Tipo
B

Sezione
5L

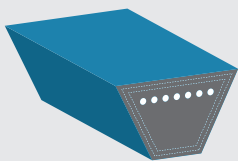


Tipo	Sviluppo esterno pollici	Sviluppo esterno mm	S. interno mm	S. primitivo mm	Codice
B23	5/8"x26"	654	585	628	R304814
B24	5/8"x27"	684	615	658	R304815
B25	5/8"x28"	699	630	673	R304816
B26	5/8"x29"	729	660	703	R304817
B27	5/8"x30"	755	686	729	R304818
B28	5/8"x31"	779	710	753	R304819
B29	5/8"x32"	804	735	778	R304820
B30	5/8"x33"	831	762	805	R304821
B31	5/8"x34"	854	785	828	R304822
B32	5/8"x35"	885	816	859	R304823
B33	5/8"x36"	907	838	881	R304824
B34	5/8"x37"	934	865	908	R304825
B35	5/8"x38"	958	889	932	R304826
B36	5/8"x39"	984	915	958	R304827
B37	5/8"x40"	1009	940	983	R304828
B38	5/8"x41"	1034	965	1008	R304829
B39	5/8"x42"	1060	991	1034	R304830
B40	5/8"x43"	1085	1016	1059	R304831
B41	5/8"x44"	1109	1040	1083	R304832
B42	5/8"x45"	1129	1060	1103	R304833
B43	5/8"x46"	1159	1090	1133	R304834
B44	5/8"x47"	1189	1120	1163	R304835
B45	5/8"x48"	1219	1150	1193	R304836
B46	5/8"x49"	1244	1175	1218	R304837
B47	5/8"x50"	1269	1200	1243	R304838
B48	5/8"x51"	1284	1215	1258	R304839
B49	5/8"x52"	1319	1250	1293	R304840
B50	5/8"x53"	1344	1275	1318	R304841
B51	5/8"x54"	1369	1300	1343	R304842
B52	5/8"x55"	1389	1320	1363	R304843
B53	5/8"x56"	1419	1350	1393	R304844
B54	5/8"x57"	1441	1372	1415	R304845
B55	5/8"x58"	1469	1400	1443	R304846
B56	5/8"x59"	1494	1425	1468	R304847
B57	5/8"x60"	1519	1450	1493	R304848
B58	5/8"x61"	1544	1475	1518	R304849
B59	5/8"x62"	1569	1500	1543	R304850
B60	5/8"x63"	1594	1525	1568	R304851
B61	5/8"x64"	1619	1550	1593	R304852
B62	5/8"x65"	1644	1575	1618	R304853
B63	5/8"x66"	1669	1600	1643	R304854
B64	5/8"x67"	1694	1625	1668	R304855

Tipo	Sviluppo esterno pollici	Sviluppo esterno mm	S. interno mm	S. primitivo mm	Codice
B65	5/8"x68"	1719	1650	1693	R304856
B66	5/8"x69"	1744	1675	1718	R304857
B67	5/8"x70"	1769	1700	1743	R304858
B68	5/8"x71"	1794	1725	1768	R304859
B69	5/8"x72"	1819	1750	1793	R304860
B70	5/8"x73"	1844	1775	1818	R304861
B71	5/8"x74"	1869	1800	1843	R304862
B72	5/8"x75"	1894	1825	1868	R304863
B73	5/8"x76"	1919	1850	1893	R304864
B74	5/8"x77"	1949	1880	1923	R304865
B75	5/8"x78"	1969	1900	1943	R304866
B76	5/8"x79"	1999	1930	1973	R304867
B78	5/8"x81"	2050	1981	2024	R304868
B79	5/8"x82"	2069	2000	2043	R304885
B80	5/8"x83"	2101	2032	2075	R304869
B81	5/8"x84"	2129	2060	2103	R304870
B82	5/8"x85"	2152	2083	2126	R304871
B83	5/8"x86"	2169	2100	2143	R304872
B84	5/8"x87"	2203	2134	2177	R304873
B85	5/8"x88"	2229	2160	2203	R304874
B87	5/8"x90"	2279	2210	2253	R304875
B88	5/8"x91"	2309	2240	2283	R304876
B89	5/8"x92"	2329	2260	2303	R304877
B90	5/8"x93"	2355	2286	2329	R304878
B91	5/8"x94"	2369	2300	2343	R304879
B92	5/8"x95"	2406	2337	2380	R304880
B93	5/8"x96"	2429	2360	2403	R304881
B94	5/8"x97"	2457	2388	2431	R304882
B96	5/8"x99"	2507	2438	2481	R304883
B98	5/8"x101"	2569	2500	2543	R304884
B102	5/8"x105"	2669	2600	2643	R304810
B103	5/8"x106"	2685	2616	2659	R304811
B105	5/8"x108"	2736	2667	2710	R304812
B107	5/8"x110"	2787	2718	2761	R304813

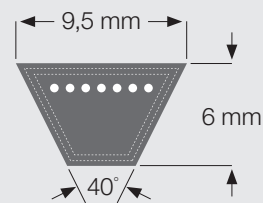
Ricambi adattabili: marchi, modelli e codici OEM hanno scopo puramente indicativo

Cinghie trapezoidali in Kevlar  **MITSUBISHI**

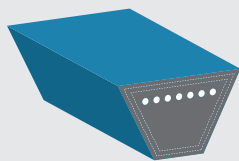
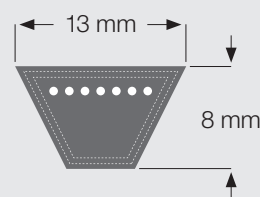


Tipo
Z

Sezione
3L



Tipo	Sviluppo esterno pollici	Sviluppo esterno mm	S. interno mm	S. primitivo mm	Codice
Z19	3/8"x20"	518	480	502	R304700
Z20	3/8"x21"	546	508	530	R304701
Z21	3/8"x22"	568	530	552	R304702
Z22	3/8"x23"	598	560	582	R304703
Z23	3/8"x24"	623	585	607	R304704
Z24	3/8"x25"	648	610	632	R304705
Z25	3/8"x26"	668	630	652	R304706
Z26	3/8"x27"	698	660	682	R304707
Z27	3/8"x28"	723	685	707	R304708
Z28	3/8"x29"	748	710	732	R304709
Z29	3/8"x30"	768	730	752	R304710
Z30	3/8"x31"	803	765	787	R304711
Z31	3/8"x32"	828	790	812	R304712
Z32	3/8"x33"	858	820	842	R304713
Z33	3/8"x34"	878	840	862	R304714
Z34	3/8"x35"	903	865	887	R304715
Z35	3/8"x36"	928	890	912	R304716
Z36	3/8"x37"	953	915	937	R304717
Z37	3/8"x38"	978	940	962	R304718
Z38	3/8"x39"	1003	965	987	R304719
Z39	3/8"x40"	1028	990	1012	R304720
Z40	3/8"x41"	1054	1016	1038	R304721
Z41	3/8"x42"	1079	1041	1063	R304722
Z42	3/8"x43"	1098	1060	1082	R304723
Z43	3/8"x44"	1128	1090	1112	R304724
Z44	3/8"x45"	1158	1120	1142	R304725
Z45	3/8"x46"	1178	1140	1162	R304726
Z46	3/8"x47"	1203	1165	1187	R304727
Z47	3/8"x48"	1232	1194	1216	R304728
Z48	3/8"x49"	1263	1225	1247	R304729
Z49	3/8"x50"	1288	1250	1272	R304730

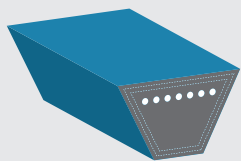
Ricambi adattabili: marchi, modelli e codici OEM hanno scopo puramente indicativo
Cinghie trapezoidali in Gomma  **MITSUBISHI**

 Tipo
A


Tipo	S. interno mm	S. primitivo mm	Codice
A20	508	538	A26700
A21	535	565	A26701
A22	560	590	A26702
A23	585	615	A26703
A23 1/2	600	630	A26704
A24	610	640	A26705
A25	630	660	A26706
A26	660	690	A26707
A27	686	716	A26708
A28	710	740	A26709
A29	730	760	A26710
A29 1/2	780	750	A26711
A30	767	797	A26712
A31	787	817	A26713
A31 1/2	830	800	A26714
A32	813	843	A26715
A33	838	868	A26716
A34	864	894	A26717
A35	889	919	A26718
A36	914	944	A26719
A37	940	970	A26720
A37 1/2	980	950	A26721
A38	965	995	A26722
A38 1/2	975	1005	A26723
A39	990	1020	A26724
A40	1016	1046	A26725
A41	1041	1071	A26726
A42	1060	1090	A26727
A43	1100	1130	A26728
A43 1/2	1105	1135	A26729
A44	1120	1150	A26730
A45	1143	1173	A26731
A46	1168	1198	A26732
A47	1200	1230	A26733
A48	1220	1250	A26734
A49	1250	1280	A26735
A50	1270	1300	A26736
A51	1300	1330	A26737
A52	1320	1350	A26738
A53	1350	1380	A26739
A54	1375	1405	A26740
A55	1400	1430	A26741
A56	1422	1452	A26742

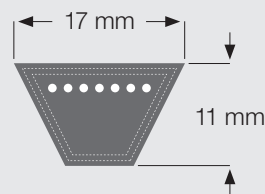
Tipo	S. interno mm	S. primitivo mm	Codice
A57	1450	1480	A26743
A58	1475	1505	A26744
A59	1500	1530	A26745
A60	1525	1555	A26746
A61	1550	1580	A26747
A62	1575	1605	A26748
A63	1600	1630	A26749
A64	1625	1655	A26750
A65	1650	1680	A26751
A66	1676	1706	A26752
A67	1700	1730	A26753
A68	1725	1755	A26754
A69	1750	1780	A26755
A70	1775	1805	A26756
A71	1800	1830	A26757
A72	1825	1855	A26758
A73	1854	1884	A26759
A74	1880	1910	A26760
A75	1900	1930	A26761
A76	1930	1960	A26762
A77	1956	1986	A26763
A78	1980	2010	A26764
A79	2000	2030	A26765
A80	2032	2062	A26766
A81	2060	2090	A26767
A82	2083	2113	A26768
A83	2110	2140	A26769
A84	2134	2164	A26770
A85	2160	2190	A26771
A87	2180	2210	A26772
A88	2210	2240	A26773
A90	2240	2270	A26774
A91	2260	2290	A26775
A92	2286	2316	A26776
A93	2360	2390	A26777
A94	2388	2418	A26778
A95	2413	2443	A26779
A96	2438	2468	A26780
A97	2464	2494	A26781
A98	2500	2530	A26782
A100	2540	2570	A26783
A102	2591	2621	A26784
A104	2650	2680	A26785

Ricambi adattabili: marchi, modelli e codici OEM hanno scopo puramente indicativo

Cinghie trapezoidali in Gomma  **MITSUBISHI**



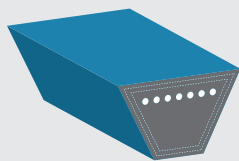
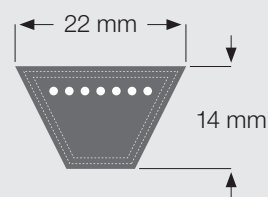
Tipo
B



Tipo	S. interno mm	S. primitivo mm	Codice
B23	585	628	A26786
B24	615	658	A26787
B25	630	673	A26788
B26	660	703	A26789
B27	686	729	A26790
B28	710	759	A26791
B29	735	778	A26792
B30	762	805	A26793
B31	785	828	A26794
B32	813	856	A26795
B32 1/2	825	868	A26796
B33	838	868	A26797
B34	865	908	A26798
B35	889	932	A26799
B36	915	958	A26800
B37	940	983	A26801
B38	965	1008	A26802
B38 1/2	975	1018	A26803
B39	991	1034	A26804
B40	1016	1059	A26805
B41	1040	1083	A26806
B42	1060	1103	A26807
B42 1/2	1075	1118	A26808
B43	1090	1133	A26809
B44	1120	1163	A26810
B45	1150	1190	A26811
B46	1175	1218	A26812
B47	1200	1243	A26813
B48	1225	1258	A26814
B49	1250	1293	A26815
B50	1275	1318	A26816
B51	1300	1343	A26817
B52	1320	1363	A26818
B53	1350	1393	A26819
B53 1/2	1360	1403	A26820
B54	1372	1415	A26821
B55	1400	1443	A26822
B56	1425	1468	A26823
B57	1450	1493	A26824
B58	1475	1518	A26825
B59	1500	1543	A26826
B60	1525	1568	A26827
B61	1550	1593	A26828

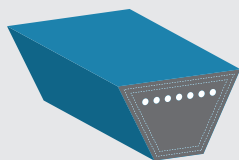
Tipo	S. interno mm	S. primitivo mm	Codice
B62	1575	1618	A26829
B63	1600	1643	A26830
B64	1625	1668	A26831
B65	1650	1693	A26832
B66	1675	1718	A26833
B67	1700	1743	A26834
B68	1725	1768	A26835
B69	1750	1793	A26836
B70	1775	1818	A26837
B71	1800	1843	A26838
B72	1825	1868	A26839
B73	1850	1893	A26840
B74	1880	1923	A26841
B75	1900	1943	A26842
B76	1930	1976	A26843
B78	1981	2024	A26844
B79	2000	2043	A26845
B80	2032	2075	A26846
B81	2060	2103	A26847
B82	2083	2126	A26848
B83	2100	2143	A26849
B84	2134	2177	A26850
B85	2160	2203	A26851
B86	2200	2243	A26852
B87	2210	2253	A26853
B88	2240	2283	A26854
B89	2260	2303	A26855
B90	2286	2329	A26856
B91	2300	2343	A26857
B92	2337	2380	A26858
B93	2360	2403	A26859
B94	2388	2431	A26860
B95	2413	2456	A26861
B96	2438	2481	A26862
B97	2465	2508	A26863
B98	2500	2543	A26864
B99	2515	2558	A26865
B100	2540	2588	A26866
B102	2600	2643	A26867
B103	2616	2659	A26868
B104	2650	2693	A26869

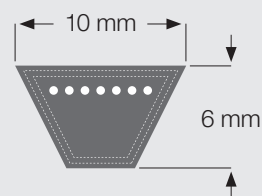
Ricambi adattabili: marchi, modelli e codici OEM hanno scopo puramente indicativo

 Cinghie trapezoidali in **Gomma**  **MITSUBISHI**

 Tipo
C


Tipo	S. interno mm	S. primitivo mm	Codice
C48	1220	1272	A26870
C51	1295	1347	A26871
C53	1350	1402	A26872
C55	1400	1452	A26873
C57	1450	1502	A26874
C58	1475	1527	A26875
C59	1500	1552	A26876
C60	1525	1577	A26877
C63	1600	1652	A26878
C65	1650	1702	A26879
C68	1725	1777	A26880
C70	1775	1827	A26881
C75	1900	1952	A26882
C80	2032	2084	A26883

Tipo	S. interno mm	S. primitivo mm	Codice
C81	2060	2112	A26884
C83	2108	2160	A26885
C85	2159	2211	A26886
C90	2286	2338	A26887
C92	2337	2389	A26888
C93	2360	2412	A26889
C95	2413	2465	A26890
C97	2465	2517	A26891
C98	2500	2552	A26892
C99	2525	2577	A26893
C100	2540	2592	A26894
C101	2560	2612	A26895
C102	2591	2643	A26896
C104	2642	2694	A26897

 Cinghie trapezoidali in **Gomma**  **MITSUBISHI**


 Tipo
Z


Tipo	S. interno mm	S. primitivo mm	Codice
Z12 1/2	315	337	A26898
Z14	355	377	A26899
Z16	405	427	A26900
Z18	460	482	A26901
Z19	480	502	A26902
Z20 1/2	525	547	A26903
Z21 1/4	540	562	A26904
Z22	560	582	A26905
Z23	585	607	A26906
Z24	610	632	A26907
Z25	630	652	A26908
Z26	660	682	A26909
Z27	685	707	A26910
Z28	710	732	A26911
Z28 1/2	725	747	A26912
Z29	730	752	A26913

Tipo	S. interno mm	S. primitivo mm	Codice
Z29 1/2	750	772	A26914
Z30	765	787	A26915
Z32	820	842	A26916
Z33	840	862	A26917
Z35	890	912	A26918
Z36	915	937	A26919
Z37	940	962	A26920
Z38 1/2	975	997	A26921
Z40	1016	1038	A26922
Z40 1/2	1030	1052	A26923
Z42	1060	1082	A26924
Z43	1090	1112	A26925
Z44	1120	1142	A26926
Z46	1165	1187	A26927
Z48	1225	1247	A26928
Z51	1295	1317	A26929